


Instructions on How to View Your Approval Letter (APPENDIX E.i)

Step 1 Log in to IRMA

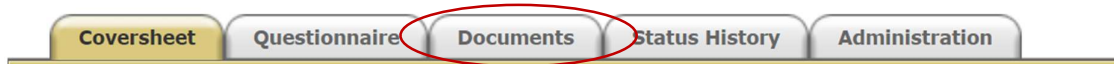
Step 2 Select 'Protocol'




Step 3 Select the pencil icon next to the Protocol you wish to view.



Step 4 Select the 'Documents' Tab

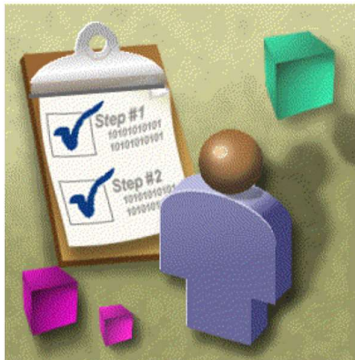


Step 5 Locate the document that has 'HREC Decision Letter' in the second column.

Step 6 Open the document by clicking the  icon

Step 7 Click "Click this link to open your document" and view document.

[\(1\) Click this link to open your document](#)
[You may also right click and Save target to your hard drive](#)



[\(2\) Click this link to return to your coversheet](#)