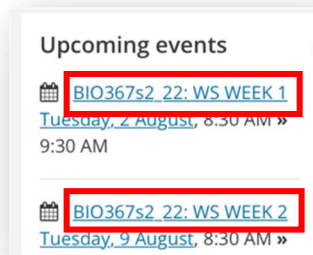




## 2. Calendar in myMurdoch Learning

If your class is scheduled in Boola Katitjin (Building 360) a link to the Teams Online Session can be found in your Calendar in myMurdoch Learning.

- Look for the Upcoming Events menu on the right-hand side of your unit.
- Click on the blue highlighted link.
- Read the instructions on the next page (the calendar entry).
- Click on the link titled **Online collaboration**.



[Tuesday, 2 August](#), 8:30 AM » 9:30 AM  
Group event  
Unit: [BIO367 Forensic Toxicology \(s2, 2022\)](#)  
**Sign into your MyMurdoch Learning (LMS) unit for access and information.**

Class type: **Workshop**

Class info: **This is an in-person, face-to-face session that also uses a Microsoft Teams online meeting for collaboration.**

Schedule: **S2 (Weeks 1-7,10-14)**

Locations:

- 122.1.009

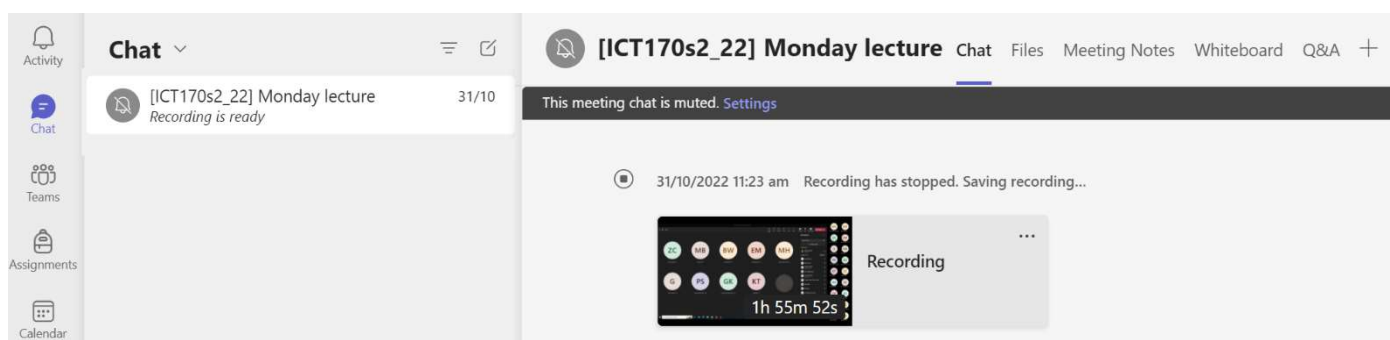
[Online collaboration](#)

## 3 I'm an online student, can I access campus classes using Teams?

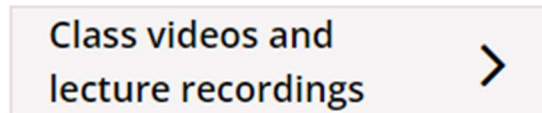
We recommend referring to your unit in myMurdoch Learning for information and instructions. Investigate if either option in section 2 of this guide is available to you. If you cannot find the answer, consider posing the question in the unit discussion forums or contact the relevant unit support staff via email.

## 4 How do I access a Teams recording?

After each session, a thread in Chat will automatically be created. This will contain all of the chat that occurred during the meeting, any files that were uploaded, and the final recording once processed.



You can also access recordings, whether they are Teams recordings or pre-recorded teaching videos, via the *Class videos and lecture recordings* tab in myMurdoch Learning.



## 5 Get help

[myMurdoch Student IT](#)

Get connected with the technology, apps and facilities you need to support your studies.